





Technical data sheet

Total thickness (carrier + adhesive): **0.13mm**



BS 26.03

Main carrier:	TRANSPARENT PET FILM
Secondary carrier:	-
Main liner:	HAVANA SILICONIZED GLASSINE PAPER
Secondary liner:	-
Open side adhesive:	MODIFIED ACRYLIC
Closed side adhesive:	MODIFIED ACRYLIC





Adhesive properties

Peel 180° on steel		Open side	18	M.U.	Method
		Closed side	22	N/25 mm	BS 34 - AFERA 5001
Rolling ball test		Open side	30	M.U.	Method
		Closed side	30	Cm	BS 12 - PSTC-6
Quick stick on steel		Open side	18	M.U.	Method
		Closed side	20	N/25 mm	BS 6 - AFERA 4015
Shear on steel		Open side	100	M.U.	Method
		Closed side	100	Hours	BS 68 - AFERA 5012

Temperature resistance

Long term		-	M.U.: °C
Short term		-	M.U.: °C

Mechanical properties

Tensile strength at break Longitudinal		Min.	Max.	M.U.	Method
		1800	3100	Kg/cm2	ASTM D 882
Tensile strength at break Transversal		Min.	Max.	M.U.	Method
		1800	2800	Kg/cm2	ASTM D 882
Elongation at break Longitudinal		Min.	Max.	M.U.: %	Method
		100	200		ASTM D 882
Elongation at break Transversal		Min.	Max.	M.U.: %	Method
		100	200		ASTM D 882

Technical data sheet

Total thickness (carrier + adhesive): **0.13mm**

BS 26.03

Description

The product is made up of transparent polyester film carrier and a havana siliconized glassine paper liner.

The acrylic adhesives system (wet-style) provides very high adhesion performances on both sides.

Applications

Creasing matrix application.

Fixing of cable ducts.

Structural bonding of car components, such as license plates, parking sensors, rocker panels, moldings, fender flares, spoilers, shark fin antennas, thermoformed parts, frames and emblems.

Product PLUS

High initial tack.

High temperature and moisture resistance.

Recommendations for correct use

Storage

For a proper storage of the product we recommend to keep the product in the original package until it is needed and use it within 12 months from delivery.

The storage shall be carried out at a room temperature between 15°C and 25°C, and a relative humidity < 65%.

Once removed from the packaging, place the product vertically and protect it from dust. Do not expose product and packaging to direct sunlight and heat sources.

Surface cleaning

The product shall be applied on sufficiently flat surfaces and with no non-stick coating.

In order to obtain a correct product adhesion level on surfaces, it is indispensable that the surfaces are properly cleaned before the application. It is recommended to use quick-evaporating solvents.

After cleaning make sure that the solvent has completely evaporated, by waiting for a sufficiently long period of time or by drying the surface with a completely dry cloth.

Application

As adhesive tape is pressure-sensitive, it is necessary a proper pressing pressure on the back of the tape, once applied on the surface, to ensure the grip of the adhesive and a full lamination.

Measuring tolerances

The tape cutting width tolerance can vary within a range of ± 2.0 mm. Different tolerances for specific formats and measures can be available on request.

Disposal

It is recommend to dispose the product after use according to the specific regulations of the country it was used in.

For additional information, please refer to our Technical Office:
info.tapes@biesSseworld.com
+39 02 90 11 11 18