





Technical data sheet

Total thickness (carrier + adhesive): **0.10mm**



BS FIRM 100 DS

Main carrier:	TRANSPARENT RIGID PVC FILM
Secondary carrier:	-
Main liner:	HAVANA SILICONE GLASSINE PAPER
Secondary liner:	-
Open side adhesive:	NATURAL RUBBER
Closed side adhesive:	NATURAL RUBBER





Adhesive properties

Peel 180° on steel		Open side	11	M.U.	Method
		Closed side	11	N/25 mm	BS 34 - AFERA 5001
Rolling ball test		Open side	7	M.U.	Method
		Closed side	7	Cm	BS 12 - PSTC-6
Quick stick on steel		Open side	12	M.U.	Method
		Closed side	12	N/25 mm	BS 6 - AFERA 4015
Shear on steel		Open side	100	M.U.	Method
		Closed side	100	Hours	BS 68 - AFERA 5012

Temperature resistance

Long term		70°	M.U.: °C
Short term		70°	M.U.: °C

Mechanical properties

Tensile strength at break Longitudinal		Min.	Max.	M.U.	Method
		130	190	N/mm2	ASTM D 882
Tensile strength at break Transversal		Min.	Max.	M.U.	Method
		40	80	N/mm2	ASTM D 882
Elongation at break Longitudinal		Min.	Max.	M.U.: %	Method
		52	97		ASTM D 882
Elongation at break Transversal		Min.	Max.	M.U.: %	Method
		150	-		ASTM D 882

Technical data sheet

Total thickness (carrier + adhesive): **0.10mm**

BS FIRM 100 DS

Description

The product is made up of a calibrated thickness transparent rigid PVC film carrier and a havana silicone glassine paper liner.

The natural rubber adhesive system (wet-style), on both sides, provides high adhesion performances.

Ideal for good quality printing at an affordable price.

Applications

Ideal for Wide Web flexo printing of flexible packaging material and Narrow Web printing of labels, when cushioning is not required.

Recommended for medium and high thickness photopolymer plates.

Ideal for mounting on steel cylinders and suitable also on compressible sleeves.

This adhesive tape is also used in production and fixing of channel creasing matrix in corrugated cardboard pre-mounting operations.

Product PLUS

The flat liner surface provides best adhesion level.

Recommendations for correct use

Storage

For a proper storage of the product we recommend to keep the product in the original package until it is needed and use it within 12 months from delivery.

The storage shall be carried out at a room temperature between 15°C and 25°C, and a relative humidity < 65%.

Once removed from the packaging, place the product vertically and protect it from dust. Do not expose product and packaging to direct sunlight and heat sources.

Surface cleaning

The product shall be applied on sufficiently flat surfaces and with no non-stick coating.

In order to obtain a correct product adhesion level on surfaces, it is indispensable that the surfaces are properly cleaned before the application. It is recommended to use quick-evaporating solvents.

After cleaning make sure that the solvent has completely evaporated, by waiting for a sufficiently long period of time or by drying the surface with a completely dry cloth.

Application

As adhesive tape is pressure-sensitive, it is necessary a proper pressing pressure on the back of the tape, once applied on the surface, to ensure the grip of the adhesive and a full lamination.

Measuring tolerances

The tape cutting width tolerance can vary within a range of ± 2.0 mm. Different tolerances for specific formats and measures can be available on request.

Disposal

It is recommend to dispose the product after use according to the specific regulations of the country it was used in.

For additional information, please refer to our Technical Office:
info.tapes@biesSseworld.com
+39 02 90 11 11 18