




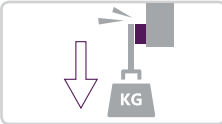
Technical data sheet

Total thickness (carrier + adhesive): **0.15mm**



BS FIRM 150 B

Main carrier:	TRANSPARENT RIGID PVC FILM
Secondary carrier:	-
Main liner:	GREEN CORRUGATED PVC FILM
Secondary liner:	-
Open side adhesive:	NATURAL RUBBER
Closed side adhesive:	NATURAL RUBBER





Adhesive properties

Peel 180° on steel		Open side	12	M.U.	Method
		Closed side	12	N/25 mm	BS 34 - AFERA 5001
Rolling ball test		Open side	15	M.U.	Method
		Closed side	15	Cm	BS 12 - PSTC-6
Quick stick on steel		Open side	13	M.U.	Method
		Closed side	13	N/25 mm	BS 6 - AFERA 4015
Shear on steel		Open side	100	M.U.	Method
		Closed side	100	Hours	BS 254

Temperature resistance

Long term		70°	M.U.: °C
Short term		70°	M.U.: °C

Mechanical properties

Tensile strength at break Longitudinal		Min.	Max.	M.U.	Method
		120	180	N/ mm2	ASTM D 882
Tensile strength at break Transversal		Min.	Max.	M.U.	Method
		25	75	N/ mm2	ASTM D 882
Elongation at break Longitudinal		Min.	Max.	M.U.: %	Method
		40	120		ASTM D 882
Elongation at break Transversal		Min.	Max.	M.U.: %	Method
		50	-		ASTM D 882

Technical data sheet

Total thickness (carrier + adhesive): **0.15mm**

BS FIRM 150 B

Description

The product is made up of a calibrated thickness transparent PVC rigid film carrier and a green corrugated PVC film liner, without silicone.

The natural rubber adhesive system (wet-style), on both sides provides medium-high adhesion performances.

Ideal for good quality printing at an affordable price.

Applications

Ideal for Wide Web flexo printing of flexible packaging material and Narrow Web printing of labels, when cushioning is not required.

Suitable for corrugated cardboard printing in post-print.

Recommended for medium thickness photopolymer plates.

Ideal for mounting on steel cylinders.

Product PLUS

The embossed surface of the liner is especially designed to impress undulations in the adhesive in order to facilitate the partial exit of air bubbles trapped between the double-sided adhesive tape and the cylinder or the photopolymer plate, during mounting operations.

Recommendations for correct use

Storage

For a proper storage of the product we recommend to keep the product in the original package until it is needed and use it within 12 months from delivery.

The storage shall be carried out at a room temperature between 15°C and 25°C, and a relative humidity < 65%.

Once removed from the packaging, place the product vertically and protect it from dust. Do not expose product and packaging to direct sunlight and heat sources.

Surface cleaning

The product shall be applied on sufficiently flat surfaces and with no non-stick coating.

In order to obtain a correct product adhesion level on surfaces, it is indispensable that the surfaces are properly cleaned before the application. It is recommended to use quick-evaporating solvents.

After cleaning make sure that the solvent has completely evaporated, by waiting for a sufficiently long period of time or by drying the surface with a completely dry cloth.

Application

As adhesive tape is pressure-sensitive, it is necessary a proper pressing pressure on the back of the tape, once applied on the surface, to ensure the grip of the adhesive and a full lamination.

Measuring tolerances

The tape cutting width tolerance can vary within a range of ± 2.0 mm. Different tolerances for specific formats and measures can be available on request.

Disposal

It is recommend to dispose the product after use according to the specific regulations of the country it was used in.

For additional information, please refer to our Technical Office:
info.tapes@biesSseworld.com
+39 02 90 11 11 18