





## Technical data sheet

Total thickness (carrier + adhesive): **0.25mm**



# BS FIRM 250 EP

Main carrier:	TRANSPARENT RIGID PVC FILM
Secondary carrier:	-
Main liner:	TRANSPARENT LIGHT BLUE SILICONE CREPED PP FILM
Secondary liner:	-
Open side adhesive:	NATURAL RUBBER
Closed side adhesive:	NATURAL RUBBER





### Adhesive properties

<b>Peel 180° on steel</b>		Open side	11	M.U.	Method
		Closed side	11	N/25 mm	BS 34 - AFERA 5001
<b>Rolling ball test</b>		Open side	15	M.U.	Method
		Closed side	15	Cm	BS 12 - PSTC-6
<b>Quick stick on steel</b>		Open side	10	M.U.	Method
		Closed side	10	N/25 mm	BS 6 - AFERA 4015
<b>Shear on steel</b>		Open side	100	M.U.	Method
		Closed side	100	Hours	BS 254

### Temperature resistance

<b>Long term</b>		70°	M.U.: °C
<b>Short term</b>		70°	M.U.: °C

### Mechanical properties

<b>Tensile strength at break Longitudinal</b>		Min.	Max.	M.U.	Method
		45	-	Mpa	DIN EN ISO 527
<b>Tensile strength at break Transversal</b>		Min.	Max.	M.U.	Method
		-	-	-	-
<b>Elongation at break Longitudinal</b>		Min.	Max.	M.U.: %	Method
		-	-	-	-
<b>Elongation at break Transversal</b>		Min.	Max.	M.U.: %	Method
		-	-	-	-

## Technical data sheet

Total thickness (carrier + adhesive): **0.25mm**

# BS FIRM 250 EP

### Description

The product is made up of a calibrated thickness transparent rigid PVC film carrier and a transparent light blue creped polypropylene silicone film liner.

The natural rubber adhesive system (wet-style), on both sides, provides medium adhesion performances.

Ideal for good quality printing at an affordable price.

### Applications

Ideal for corrugated cardboard printing in post-print and Narrow Web printing of labels, when cushioning is not required.

Recommended for medium thickness photopolymer plates.

Ideal for mounting on steel cylinders.

### Product PLUS

Extremely easy-peeling silicone liner.

The embossed surface of the liner is especially designed to impress undulations in the adhesive in order to facilitate the partial exit of air bubbles trapped between the double-sided adhesive tape and the cylinder or the photopolymer plate, during mounting operations.

## Recommendations for correct use

### Storage

For a proper storage of the product we recommend to keep the product in the original package until it is needed and use it within 12 months from delivery.

The storage shall be carried out at a room temperature between 15°C and 25°C, and a relative humidity < 65%.

Once removed from the packaging, place the product vertically and protect it from dust. Do not expose product and packaging to direct sunlight and heat sources.

### Surface cleaning

The product shall be applied on sufficiently flat surfaces and with no non-stick coating.

In order to obtain a correct product adhesion level on surfaces, it is indispensable that the surfaces are properly cleaned before the application. It is recommended to use quick-evaporating solvents.

After cleaning make sure that the solvent has completely evaporated, by waiting for a sufficiently long period of time or by drying the surface with a completely dry cloth.

### Application

As adhesive tape is pressure-sensitive, it is necessary a proper pressing pressure on the back of the tape, once applied on the surface, to ensure the grip of the adhesive and a full lamination.

### Measuring tolerances

The tape cutting width tolerance can vary within a range of  $\pm 2.0$  mm. Different tolerances for specific formats and measures can be available on request.

### Disposal

It is recommend to dispose the product after use according to the specific regulations of the country it was used in.

For additional information, please refer to our Technical Office:

**info.tapes@biesSseworld.com**  
**+39 02 90 11 11 18**