





Technical data sheet

Total thickness (carrier + adhesive): **0.55mm**



BS MOUNT 20.200 TITANIUM

Main carrier:	WHITE PE FOAM
Secondary carrier:	TRANSPARENT REINFORCEMENT FILM
Main liner:	TRANSPARENT SILICONE PATTERN EMBOSSED PP FILM
Secondary liner:	-
Open side adhesive:	NATURAL RUBBER
Closed side adhesive:	PURE ACRYLIC





Adhesive properties

Peel 90° on steel		Open side	6	M.U.	Method
		Closed side	6.5	N/25 mm	BS 35 - AFERA 5001
Rolling ball test		Open side	1	M.U.	Method
		Closed side	30	Cm	BS 12 - PSTC-6
Quick stick on steel		Open side	6	M.U.	Method
		Closed side	7	N/25 mm	BS 6 - AFERA 4015
Shear on steel		Open side	60	M.U.	Method
		Closed side	60	Hours	BS 254

Temperature resistance

Long term		-	M.U.: °C
Short term		-	M.U.: °C

Mechanical properties

Tensile strength at break Longitudinal		Min.	Max.	M.U.	Method
		9401	9401	kPa	ISO-1926
Tensile strength at break Transversal		Min.	Max.	M.U.	Method
		9225	9225	kPa	ISO-1926
Elongation at break Longitudinal		Min.	Max.	M.U.: %	Method
		59	59		ISO-1926
Elongation at break Transversal		Min.	Max.	M.U.: %	Method
		46	46		ISO-1926

Note: All above information are believed to be true and reliable but they are given only for guidance. They do not constitute a warranty or a specification. The characteristics refer to average values, relevant to samples collected from our production. Users must confirm the suitability of the products through their own tests. BiesSse Tape reserve the right to introduce at any moment and without warning those changes that they deem necessary. Tolerance of Technical Data: ± 30%

Technical data sheet

Total thickness (carrier + adhesive): **0.55mm**

BS MOUNT 20.200 TITANIUM

Description

The product is made up of a laminated multi-layer, calibrated thickness, closed cell polyethylene, physically reticulated, foam carrier and a transparent polypropylene square pattern embossed silicone film liner. On one side, the PE foam carrier is reinforced with a transparent film.

The differential adhesives system, specifically developed acrylic (dry-style) on closed side and natural rubber (wet-style) on open side, provides medium-high adhesion performances on closed sides and medium adhesion on open side.

Medium compressibility, identified through the white coloured foam.

Applications

Ideal for Wide Web flexo printing of flexible packaging material.

Suitable for cardboard printing in pre-print and for combination print with balance among screens, lines and solids.

Recommended for medium and low thickness photopolymers.

Ideal for mounting operations on sleeves and steel cylinders.

Optimal printing results at very high speed and long printing runs.

Product PLUS

The surface structure of the liner is designed to impress a specific pattern in the adhesive, that allows the smooth distribution of the air granting an ideal bonding to the widest possible contact area.

High resilience foam

Best adhesive combination for repositioning, removal and safeguard of photopolymers plates. The particular acrylic adhesive on closed side ensures high initial tack during printing operations.

Recommendations for correct use

Storage

For a proper storage of the product we recommend to keep the product in the original package until it is needed and use it within 12 months from delivery.

The storage shall be carried out at a room temperature between 15°C and 25°C, and a relative humidity < 65%.

Once removed from the packaging, place the product vertically and protect it from dust. Do not expose product and packaging to direct sunlight and heat sources.

Surface cleaning

The product shall be applied on sufficiently flat surfaces and with no non-stick coating.

In order to obtain a correct product adhesion level on surfaces, it is indispensable that the surfaces are properly cleaned before the application. It is recommended to use quick-evaporating solvents.

After cleaning make sure that the solvent has completely evaporated, by waiting for a sufficiently long period of time or by drying the surface with a completely dry cloth.

Application

As adhesive tape is pressure-sensitive, it is necessary a proper pressing pressure on the back of the tape, once applied on the surface, to ensure the grip of the adhesive and a full lamination.

Measuring tolerances

The tape cutting width tolerance can vary within a range of ± 2.0 mm. Different tolerances for specific formats and measures can be available on request.

Disposal

It is recommend to dispose the product after use according to the specific regulations of the country it was used in.

For additional information, please refer to our Technical Office:
info.tapes@biesSseworld.com
+39 02 90 11 11 18