




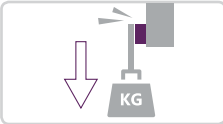
## Technical data sheet

Total thickness (carrier + adhesive): **0.55mm**

# BS MOUNT 20.250 TPS-LT

Main carrier:	GREEN PE FOAM
Secondary carrier:	TRANSPARENT REINFORCEMENT FILM
Main liner:	TRANSPARENT SILICONE PATTERN EMBOSSED PP FILM
Secondary liner:	-
Open side adhesive:	NATURAL RUBBER
Closed side adhesive:	PURE ACRYLIC





### Adhesive properties

<b>Peel 90° on steel</b>		Open side	<b>5.5</b>	M.U.	Method
		Closed side	<b>8</b>	N/25 mm	BS 35 - AFERA 5001
<b>Rolling ball test</b>		Open side	<b>1</b>	M.U.	Method
		Closed side	<b>30</b>	Cm	BS 12 - PSTC-6
<b>Quick stick on steel</b>		Open side	<b>5</b>	M.U.	Method
		Closed side	<b>8</b>	N/25 mm	BS 6 - AFERA 4015
<b>Shear on steel</b>		Open side	<b>60</b>	M.U.	Method
		Closed side	<b>100</b>	Hours	BS 254

### Temperature resistance

<b>Long term</b>		<b>+5 /+60</b>	M.U.: °C
<b>Short term</b>		<b>+5/+80</b>	M.U.: °C

### Mechanical properties

<b>Tensile strength at break Longitudinal</b>		Min.	Max.	M.U.	Method
		<b>8707</b>	<b>8707</b>	kPa	ISO-1926
<b>Tensile strength at break Transversal</b>		Min.	Max.	M.U.	Method
		<b>12035</b>	<b>12035</b>	kPa	ISO-1926
<b>Elongation at break Longitudinal</b>		Min.	Max.	M.U.: %	Method
		<b>55</b>	<b>55</b>		ISO-1926
<b>Elongation at break Transversal</b>		Min.	Max.	M.U.: %	Method
		<b>47</b>	<b>47</b>		ISO-1926

Note: All above information are believed to be true and reliable but they are given only for guidance. They do not constitute a warranty or a specification. The characteristics refer to average values, relevant to samples collected from our production. Users must confirm the suitability of the products through their own tests. BiesSse Tape reserve the right to introduce at any moment and without warning those changes that they deem necessary. Tolerance of Technical Data: ± 30%

## Technical data sheet

Total thickness (carrier + adhesive): **0.55mm**

# BS MOUNT 20.250 TPS-LT

### Description

The product is made up of a laminated multi-layer, calibrated thickness, closed cell polyethylene, physically reticulated, foam carrier and a transparent polypropylene pattern embossed silicone film liner. On one side, the PE foam carrier is reinforced with a transparent film.

The differential adhesives system, acrylic (dry-style) on closed side and natural rubber (wet-style) on open side, provides high adhesion performances on closed side and medium adhesion performances on open side.

Medium-low compressibility, identified through the green coloured foam.

### Applications

Ideal for Wide Web flexo printing of flexible packaging material and for cardboard printing in pre-print.

Suitable for combination print with prevailing solids and lines.

Recommended for medium thickness and large dimension photopolymers plates.

Ideal for mounting operations on sleeve and steel cylinders.

Optimal printing results at very high speed and long printing runs.

### Product PLUS

The surface structure of the liner is designed to impress a specific irregular pattern in the adhesive, that allows the smooth distribution of the air granting an ideal bonding to the widest possible contact area.

High resilience foam

Best adhesive combination for repositioning, removal and safeguard of photopolymers plates.

## Recommendations for correct use

### Storage

For a proper storage of the product we recommend to keep the product in the original package until it is needed and use it within 12 months from delivery.

The storage shall be carried out at a room temperature between 15°C and 25°C, and a relative humidity < 65%.

Once removed from the packaging, place the product vertically and protect it from dust. Do not expose product and packaging to direct sunlight and heat sources.

### Surface cleaning

The product shall be applied on sufficiently flat surfaces and with no non-stick coating.

In order to obtain a correct product adhesion level on surfaces, it is indispensable that the surfaces are properly cleaned before the application. It is recommended to use quick-evaporating solvents.

After cleaning make sure that the solvent has completely evaporated, by waiting for a sufficiently long period of time or by drying the surface with a completely dry cloth.

### Application

As adhesive tape is pressure-sensitive, it is necessary a proper pressing pressure on the back of the tape, once applied on the surface, to ensure the grip of the adhesive and a full lamination.

### Measuring tolerances

The tape cutting width tolerance can vary within a range of  $\pm 2.0$  mm. Different tolerances for specific formats and measures can be available on request.

### Disposal

It is recommend to dispose the product after use according to the specific regulations of the country it was used in.

For additional information, please refer to our Technical Office:  
**info.tapes@biesSseworld.com**  
**+39 02 90 11 11 18**