

Technical data sheet

Total thickness (carrier + adhesive): **mm**

Main carrier:

Secondary carrier:





Main liner:

Secondary liner:

Open side adhesive:

Closed side adhesive:





Adhesive properties

Peel 180° on steel		Open side		M.U.	Method
		Closed side		N/25 mm	
Rolling ball test		Open side		M.U.	Method
		Closed side		Cm	
Quick stick on steel		Open side		M.U.	Method
		Closed side		N/25 mm	
Shear on steel		Open side		M.U.	Method
		Closed side		Hours	

Temperature resistance

Long term			M.U.: °C
Short term			M.U.: °C

Mechanical properties

Tensile strength at break Longitudinal		Min.	Max.	M.U.	Method
Tensile strength at break Transversal		Min.	Max.	M.U.	Method
Elongation at break Longitudinal		Min.	Max.	M.U.: %	Method
Elongation at break Transversal		Min.	Max.	M.U.: %	Method

Technical data sheet

Total thickness (carrier + adhesive): **mm**

Description

Applications

Product PLUS

Recommendations for correct use

Storage

For a proper storage of the product we recommend to keep the product in the original package until it is needed and use it within 12 months from delivery.

The storage shall be carried out at a room temperature between 15°C and 25°C, and a relative humidity < 65%.

Once removed from the packaging, place the product vertically and protect it from dust. Do not expose product and packaging to direct sunlight and heat sources.

Surface cleaning

The product shall be applied on sufficiently flat surfaces and with no non-stick coating.

In order to obtain a correct product adhesion level on surfaces, it is indispensable that the surfaces are properly cleaned before the application. It is recommended to use quick-evaporating solvents.

After cleaning make sure that the solvent has completely evaporated, by waiting for a sufficiently long period of time or by drying the surface with a completely dry cloth.

Application

As adhesive tape is pressure-sensitive, it is necessary a proper pressing pressure on the back of the tape, once applied on the surface, to ensure the grip of the adhesive and a full lamination.

Measuring tolerances

The tape cutting width tolerance can vary within a range of ± 2.0 mm. Different tolerances for specific formats and measures can be available on request.

Disposal

It is recommend to dispose the product after use according to the specific regulations of the country it was used in.

For additional information, please refer to our Technical Office:
info.tapes@biesSseworld.com
+39 02 90 11 11 18