


Technical data sheet

Total thickness (carrier + adhesive): **0.08mm**

MS FIX 50 FLAT

Main carrier:	TRANSPARENT PET FILM
Secondary carrier:	
Main liner:	WHITE SILICONIZED GLASSINE PAPER
Secondary liner:	
Open side adhesive:	
Closed side adhesive:	MODIFIED ACRYLIC




Adhesive properties

Peel 180° on steel		Open side	-	M.U.	Method
		Closed side	19	N/25 mm	BS 34 - AFERA 5001
Rolling ball test		Open side	-	M.U.	Method
		Closed side	30	Cm	BS 12 - PSTC-6
Quick stick on steel		Open side	-	M.U.	Method
		Closed side	16	N/25 mm	BS 6 - AFERA 4015
Shear on steel		Open side	-	M.U.	Method
		Closed side	100	Hours	BS 68 - AFERA 5012

Temperature resistance

Long term		130	M.U.: °C
Short term		170	M.U.: °C

Mechanical properties

Tensile strength at break Longitudinal		Min.	Max.	M.U.	Method
		230	230	N/mm2	ASTM D 882
Tensile strength at break Transversal		Min.	Max.	M.U.	Method
		230	230	N/mm2	ASTM D 882
Elongation at break Longitudinal		Min.	Max.	M.U.: %	Method
		140	140		ASTM D 882
Elongation at break Transversal		Min.	Max.	M.U.: %	Method
		130	130		ASTM D 882

Technical data sheet

Total thickness (carrier + adhesive): **0.08mm**

MS FIX 50 FLAT

Description

The product is made up of a transparent polyester film carrier and a white siliconized glassine paper liner.

The very thin carrier is free from unevenness.

The acrylic adhesive provides medium-high adhesion performance.

Applications

Ideal in handgrip heater application (snowmobiles, ATV's and motorcycle), for fixing flexible foil heaters.

Recommended for fixing anti-fog mirror.

Product PLUS

High initial tack and high cohesion.

It ensures excellent adhesion holding over time.

High resistance to thermal stresses.

Recommendations for correct use

Storage

For a proper storage of the product we recommend to keep the product in the original package until it is needed and use it within 12 months from delivery.

The storage shall be carried out at a room temperature between 15°C and 25°C, and a relative humidity < 65%.

Once removed from the packaging, place the product vertically and protect it from dust. Do not expose product and packaging to direct sunlight and heat sources.

Surface cleaning

The product shall be applied on sufficiently flat surfaces and with no non-stick coating.

In order to obtain a correct product adhesion level on surfaces, it is indispensable that the surfaces are properly cleaned before the application. It is recommended to use quick-evaporating solvents.

After cleaning make sure that the solvent has completely evaporated, by waiting for a sufficiently long period of time or by drying the surface with a completely dry cloth.

Application

As adhesive tape is pressure-sensitive, it is necessary a proper pressing pressure on the back of the tape, once applied on the surface, to ensure the grip of the adhesive and a full lamination.

Measuring tolerances

The tape cutting width tolerance can vary within a range of ± 2.0 mm. Different tolerances for specific formats and measures can be available on request.

Disposal

It is recommend to dispose the product after use according to the specific regulations of the country it was used in.

For additional information, please refer to our Technical Office:

info.tapes@biesSseworld.com
+39 02 90 11 11 18