




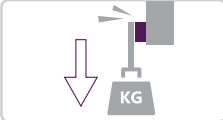
Technical data sheet

Total thickness (carrier + adhesive): **1.20mm**



MS FOAM 1100 SA

Main carrier:	BLUE PE FOAM
Secondary carrier:	-
Main liner:	WHITE SILICONE GLASSINE PAPER
Secondary liner:	-
Open side adhesive:	-
Closed side adhesive:	PURE ACRYLIC





Adhesive properties

Peel 90° on steel		Open side	-	M.U.	Method
		Closed side	6.0	N/25 mm	BS 35 - AFERA 5001
Rolling ball test		Open side	-	M.U.	Method
		Closed side	1.0	Cm	BS 12 - PSTC-6
Quick stick on steel		Open side	-	M.U.	Method
		Closed side	7.0	N/25 mm	BS 6 - AFERA 4015
Shear on steel		Open side	-	M.U.	Method
		Closed side	3.0	Hours	BS 254

Temperature resistance

Long term		-	M.U.: °C
Short term		-	M.U.: °C

Mechanical properties

Tensile strength at break Longitudinal		Min.	Max.	M.U.	Method
		2020	2020	kPa	ISO-1926
Tensile strength at break Transversal		Min.	Max.	M.U.	Method
		1550	1550	kPa	ISO-1926
Elongation at break Longitudinal		Min.	Max.	M.U.: %	Method
		400	400		ISO-1926
Elongation at break Transversal		Min.	Max.	M.U.: %	Method
		420	420		ISO-1926

Note: All above information are believed to be true and reliable but they are given only for guidance. They do not constitute a warranty or a specification. The characteristics refer to average values, relevant to samples collected from our production. Users must confirm the suitability of the products through their own tests. BiesSse Tape reserve the right to introduce at any moment and without warning those changes that they deem necessary. Tolerance of Technical Data: ± 30%

Technical data sheet

Total thickness (carrier + adhesive): **1.20mm**

MS FOAM 1100 SA

Description

The product is made up of a high quality closed-cells physically cross-linked blue expanded polyethylene foam carrier and a white silicone glassine paper liner.

Foam and paper width: 1380 mm

Applications

Ideal for high quality corrugated postprint and for mounting on PET sheets.

Ideal for mounting operations on steel cylinders with coupling plastic profile.

Suitable for different plate thickness.

Recommended to reduce dot gain and washboard effects.

Product PLUS

Excellent slipping on the printing cylinder.

Optimal resilience and high compression stability even at high print speeds to avoid cardboard crushing.

Recommendations for correct use

Storage

For a proper storage of the product we recommend to keep the product in the original package until it is needed and use it within 12 months from delivery.

The storage shall be carried out at a room temperature between 15°C and 25°C, and a relative humidity < 65%.

Once removed from the packaging, place the product vertically and protect it from dust. Do not expose product and packaging to direct sunlight and heat sources.

Surface cleaning

The product shall be applied on sufficiently flat surfaces and with no non-stick coating.

In order to obtain a correct product adhesion level on surfaces, it is indispensable that the surfaces are properly cleaned before the application. It is recommended to use quick-evaporating solvents.

After cleaning make sure that the solvent has completely evaporated, by waiting for a sufficiently long period of time or by drying the surface with a completely dry cloth.

Application

As adhesive tape is pressure-sensitive, it is necessary a proper pressing pressure on the back of the tape, once applied on the surface, to ensure the grip of the adhesive and a full lamination.

Measuring tolerances

The tape cutting width tolerance can vary within a range of ± 2.0 mm. Different tolerances for specific formats and measures can be available on request.

Disposal

It is recommended to dispose the product after use according to the specific regulations of the country it was used in.

For additional information, please refer to our Technical Office:

info.tapes@biesSseworld.com
+39 02 90 11 11 18