




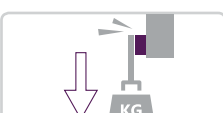
Technical data sheet

Total thickness (carrier + adhesive): **2.25mm**



MS FOAM 2100 SA

Main carrier:	BLUE PE FOAM
Secondary carrier:	-
Main liner:	WHITE SILICONE GLASSINE PAPER
Secondary liner:	-
Open side adhesive:	-
Closed side adhesive:	PURE ACRYLIC





Adhesive properties

Peel 90° on steel		Open side	-	M.U.	Method
		Closed side	7.0	N/25 mm	BS 35 - AFERA 5001
Rolling ball test		Open side	-	M.U.	Method
		Closed side	1.0	Cm	BS 12 - PSTC-6
Quick stick on steel		Open side	-	M.U.	Method
		Closed side	9.0	N/25 mm	BS 6 - AFERA 4015
Shear on steel		Open side	-	M.U.	Method
		Closed side	3.0	Hours	BS 254

Temperature resistance

Long term		-	M.U.: °C
Short term		-	M.U.: °C

Mechanical properties

Tensile strength at break Longitudinal		Min.	Max.	M.U.	Method
		1950	1950	kPa	ISO-1926
Tensile strength at break Transversal		Min.	Max.	M.U.	Method
		1500	1500	kPa	ISO-1926
Elongation at break Longitudinal		Min.	Max.	M.U.: %	Method
		475	475		ISO-1926
Elongation at break Transversal		Min.	Max.	M.U.: %	Method
		460	460		ISO-1926

Technical data sheet

Total thickness (carrier + adhesive): **2.25mm**

MS FOAM 2100 SA

Description

The product is made up of a high quality closed-cells physically cross-linked blue expanded polyethylene foam carrier and a white silicone glassine paper liner.

Foam and paper width: 1380 mm

Applications

Ideal for pre-mounting on PET sheets for high quality corrugated postprint.

Reccomended to reduce dot gain and washboard effects.

Suitable for different plate thickness and to fill up the undercut on the cylinder.

Product PLUS

Excellent slipping on the printing cylinder.

Optimal resilience and high compression stability even at high print speeds to avoid cardboard crushing.

Recommendations for correct use

Storage

For a proper storage of the product we recommend to keep the product in the original package until it is needed and use it within 12 months from delivery.

The storage shall be carried out at a room temperature between 15°C and 25°C, and a relative humidity < 65%.

Once removed from the packaging, place the product vertically and protect it from dust. Do not expose product and packaging to direct sunlight and heat sources.

Surface cleaning

The product shall be applied on sufficiently flat surfaces and with no non-stick coating.

In order to obtain a correct product adhesion level on surfaces, it is indispensable that the surfaces are properly cleaned before the application. It is recommended to use quick-evaporating solvents.

After cleaning make sure that the solvent has completely evaporated, by waiting for a sufficiently long period of time or by drying the surface with a completely dry cloth.

Application

As adhesive tape is pressure-sensitive, it is necessary a proper pressing pressure on the back of the tape, once applied on the surface, to ensure the grip of the adhesive and a full lamination.

Measuring tolerances

The tape cutting width tolerance can vary within a range of ± 2.0 mm. Different tolerances for specific formats and measures can be available on request.

Disposal

It is recommend to dispose the product after use according to the specific regulations of the country it was used in.

For additional information, please refer to our Technical Office:
info.tapes@biesSseworld.com
+39 02 90 11 11 18