




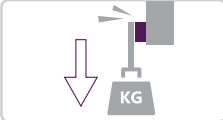
Technical data sheet

Total thickness (carrier + adhesive): **0.10mm**

MS SILITAPE TRASP

Main carrier:	TRANSPARENT PET FILM
Secondary carrier:	-
Main liner:	-
Secondary liner:	-
Open side adhesive:	SILICONE
Closed side adhesive:	-





Adhesive properties

Peel 180° on steel		Open side	5	M.U.	Method
		Closed side	-	N/25 mm	BS 34 - AFERA 5001
Rolling ball test		Open side	0.4	M.U.	Method
		Closed side	-	Cm	BS 12 - PSTC-6
Quick stick on steel		Open side	6	M.U.	Method
		Closed side	-	N/25 mm	BS 6 - AFERA 4015
Shear on steel		Open side	100	M.U.	Method
		Closed side	-	Hours	BS 68 - AFERA 5012

Temperature resistance

Long term		150	M.U.: °C
Short term		200	M.U.: °C

Mechanical properties

Tensile strength at break Longitudinal		Min.	Max.	M.U.	Method
		1800	3100	Kg/cm2	ASTM D 882
Tensile strength at break Transversal		Min.	Max.	M.U.	Method
		1800	2800	Kg/cm2	ASTM D 882
Elongation at break Longitudinal		Min.	Max.	M.U.: %	Method
		100	200		ASTM D 882
Elongation at break Transversal		Min.	Max.	M.U.: %	Method
		100	200		ASTM D 882

Technical data sheet

Total thickness (carrier + adhesive): **0.10mm**

MS SILITAPE TRASP

Description

The product is made up of a transparent polyester film carrier and a silicone adhesive, that provides very high cohesion and very high temperature resistance.

The final color of the tape is transparent.

Applications

Ideal for splicing of silicone-coated material reels.

Recommended for wiring and insulation in power systems, electrical circuits and music systems installed inside motorvehicles.

Suitable for plate edge sealing for flexo printing.

Product PLUS

Ideal balance between tack and cohesion.

The silicone adhesive guarantees the highest shear and thermal stresses resistance in its application field.

Recommendations for correct use

Storage

For a proper storage of the product we recommend to keep the product in the original package until it is needed and use it within 12 months from delivery.

The storage shall be carried out at a room temperature between 15°C and 25°C, and a relative humidity < 65%.

Once removed from the packaging, place the product vertically and protect it from dust. Do not expose product and packaging to direct sunlight and heat sources.

Surface cleaning

The product shall be applied on sufficiently flat surfaces and with no non-stick coating.

In order to obtain a correct product adhesion level on surfaces, it is indispensable that the surfaces are properly cleaned before the application. It is recommended to use quick-evaporating solvents.

After cleaning make sure that the solvent has completely evaporated, by waiting for a sufficiently long period of time or by drying the surface with a completely dry cloth.

Application

As adhesive tape is pressure-sensitive, it is necessary a proper pressing pressure on the back of the tape, once applied on the surface, to ensure the grip of the adhesive and a full lamination.

Measuring tolerances

The tape cutting width tolerance can vary within a range of ± 2.0 mm. Different tolerances for specific formats and measures can be available on request.

Disposal

It is recommended to dispose the product after use according to the specific regulations of the country it was used in.

For additional information, please refer to our Technical Office:
info.tapes@biesseworld.com
+39 02 90 11 11 18